

# tlc digital +

product and estimating guide

Issue 12

January 2018

# Getting it faster

By following these simple steps, you'll help us to enhance your print in the fastest possible time.



## 1. Please ensure that you read the fine print

The fine print under the heading on each page gives you important information about grips and trims required, stock weights, films from PDF, screens and more. It also tells you what additional costs you have to allow for when planning jobs. It is there to help you. If unsure, please contact us.

## 2. Book it in ASAP - PLEASE CONTACT OUR PRODUCTION MANAGER DIRECT

If we know about it, we can generally plan for it. A quick call or email to production to let them know when and what you have coming in will help see your job done on time.

## 3. Keep our production team informed if your job is running late

If you have a job booked in with us but it is delayed getting to us for whatever reason, let us know asap. Otherwise, the next job will go on and it may be a large run.

## 4. We do not start jobs without a purchase order

Always fax, email or send your purchase order with the job. No job will be started without a purchase order. In the case of cutting formes, foil stamping dies or other tooling to be made, please send your purchase order in advance.

## 5. Get your blocks, dies, formes arranged with us in advance of your job arriving

Email your purchase order and PDF's at least two days ahead of your job arriving. Cutting formes, dies, etc. should be ordered at least two days prior to your job arriving to us.

## 6. Send marked and ruled up sheet/s with your purchase order - write down as much information as possible!

Always send a marked and ruled up worksheet with your job. Sometimes it is hard to identify which side gets processed. Especially with glue flaps or other specific job requirements, a verbal description or instruction can be misinterpreted.

## 7. Supply one sheet of each kind with your purchase order

Always staple a copy of each section of your job to your purchase order. Your job can be delayed if we have to unstack/wrap pallets/parcels to obtain individual sheet sections to marry up with films, etc.

## 8. Standing formes/films/dies etc.

Standing formes/films/dies etc. may be kept at tlc, or returned with your job on request. Please indicate this request on your purchase order if this is your preference. Typically, we hold on to these for you as a courtesy. Films do get discarded.

## 9. Silk screens used for spot UV jobs are not re-usable, or held onto for repeat jobs

Silk screens for spot UV jobs are washed out once the job is off the machine. Silk screens are not held for future or repeat use.

## 10. No question is a silly question if it saves a reprint

If you are unsure about anything pertaining to your job, or you require technical advice about the best way to present your job to tlc for finishing, eg. magnets, please call our production team for assistance. A phone call is a lot cheaper than a re-print.

## 11. Spoilage and Claims - tlc specifications are listed at the back of this book

If you are unsure of the specifications and requirements of our machinery, please contact our production team. Any jobs presented outside of our specifications, may render any spoilage and/or credit claim/s void. Claims will not be entertained where any further processing has been undertaken by third parties (eg. binding, glueing) or where the job has left tlc premises for more than 48 hours. Do not reprint or dispose of any jobs without first consulting us, as we may be able to salvage it.

# Calculating job costs

A guide to working out an accurate job cost.



## 1. Save dollars - do not underestimate worksheets required

Be sure to factor in enough make-ready sheets to avoid being short and having to re-print and paying more again in finishing costs. Always plan and factor in overs.

## 2. Always remember to add make ready and overs into your costings

Just as you would when buying paper, cost in enough make ready sheets for each finishing process to allow us to safely reach your required quantity. If you require 2,250 good worksheets returned to you, add in 100 sheets for make ready and calculate the per thousand rate x 2.35 (ie. 2,350 worksheets). We only run and supply back what you order, if you need overs on top of what you have ordered, please allow for this, we do not run extras for free.

## 3. We only charge for what you order plus required overs we need to achieve your quantity

tlc digital + only charges you for the quantity of overs that we have to run to reach your required end quantity (unless you write 'run all sheets' on your order).

## 4. Costing overs for offset printed jobs

For offset jobs, we require 100 overs per process. If your job is to be matt laminated on two sides, and gloss spot UV'd on one side, you would ideally supply 200 worksheets over and above the quantity that you require back as good sheets. Same applies if it is then to be forme cut, foil stamped, etc.

## 5. Costing overs for digitally printed jobs

For digital jobs, we require a MINIMUM of 50 make-ready sheets per process. Do not supply blank, unprinted stock.

## 6. Minimum charges and GST

Minimum charges apply to all processes and services. Minimum charges are generally listed within the specific pricing matrix. If at all unsure, please contact us. All rates and charges listed in this document are exclusive of GST

## 7. Non standard sheet sizes

If your sheet size falls between or outside the sheet sizes listed on the pricing matrix, please contact us for a quote.

## 8. Make sure your job fits within our machine specifications

If your job has tight trims, is a light a stock weight, variable data, multiple kinds/sections under-size, over-size or other, you need to contact us to ensure we can run the job and whether or not any additional charges apply.

## 9. Standard rates and/or charges do not apply to variable data, collated, or jobs outside our specs

PLEASE NOTE: All rates and/or charges listed are for standard jobs only.

Please call for rates and advice when you are planning and quoting your next variable data or collated job, as additional charges and revised rates are most likely to apply.

**NOTE: All pricing contained within this document are exclusive of GST**

# Digital Prints



Here are some tips to help ensure that your digital print job gets finished in the fastest and most cost effective manner.

## 1. Wrap your job immediately after printing

Wrap or box up your job soon after printing to help minimise moisture getting in to the stock. Moisture causes weaves in the stock, which in turn causes creasing and spoilage on your job.

## 2. Spot UV and digital printing

Due to the nature of digital printing and the movement of print from sheet to sheet, it can be difficult to chase registration.

If you want spot UV on a digital job, it is better suited for larger and non-register areas. Avoid fine type or areas where a keyline effect can be easily visible.

## 3. Latex Scratchies

Unless you are running an inkjet based machine, toner based digitally printed jobs can create issues. Toner is harder than latex, therefore you run the risk of experiencing a show-through effect. Typically this happens within the stack when handling and trimming the job.

What happens is that the latex gets buffed shiny - revealing the contents of the latex area.

Best to set the area under the latex scratch-panel at 60% black-only to help minimise possible show-through.

# Variable Data Printing



tlc digital + is a specialist in processing any kind of job with variable data. Call us for rates and advice when planning your next variable data job.

## 1. Allow enough processing time

When running variable data jobs, our machines sometimes need to be run at a slower speed to help avoid errors, mis-feeds, etc. Please call our production team for advice when you are planning your next variable data job - as additional processing times are likely to apply.

## 2. Standard rates and/or charges do not apply to variable data and collated jobs

PLEASE NOTE: All rates and/or charges listed are for standard jobs only.

Please call for rates and advice when you are planning and quoting your next variable data job, as additional charges and revised rates are most likely to apply.

## 3. First timers

If you are designing a scratch-off latex job for the first time, please contact us, as we will be able to advise you on the best way to plan your job and let you know what to look out for and what to allow for.

## 4. Overs, make readies and extra sets

Depending on your job, we may ask for an additional set of printed worksheets to be supplied with your job. As with any machine, spoilage, mis-feeds, etc. are always a chance.

Please contact us to find out what is required to help ensure your job makes quantity and avoid extra make-up charges.

# Gloss Lamination

A clear, glossy cello finish for your print job

Whiteboard marker (dry-erase) gloss laminate also available - contact us for pricing

Always leave a minimum of 15mm grip, and minimum 10mm trims on all jobs.  
Remember to cost in enough overs per process to ensure your job makes quantity,  
Always send a fully marked up worksheet with the job to indicate which side and process.  
For quantities over 1,000 worksheets, please contact us for revised pricing.



Size	O/S A5	O/S A4	SRA3	B3		A2	B2	A1	B1
Size (mm)	210 x 160	225 x 325	320 x 450	350 x 510	325 x 650	450 x 650	510 x 720	650 x 910	720 x 1020
Rate p/000	\$90 p/side	\$90 p/side	\$100 p/side	\$100 p/side	\$120 p/side	\$130 p/side	\$150 p/side	\$230 p/side	\$270 p/side
Min Charge	\$60	\$60	\$60	\$80	\$80	\$80	\$80	\$80	\$80

# Matt Lamination

A luxurious, silky smooth matt cello finish

Always leave a minimum of 15mm grip, and minimum 10mm trims on all jobs.  
Remember to cost in enough overs per process to ensure your job makes quantity.  
Always send a fully marked up worksheet with the job to indicate which side and process.  
For quantities over 1,000 worksheets, please contact us for revised pricing.

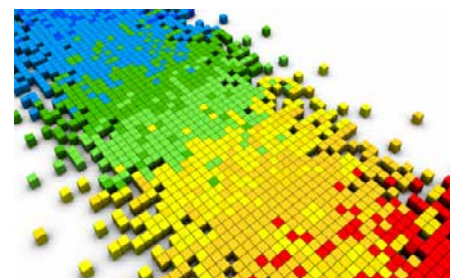


Size	O/S A5	O/S A4	SRA3	B3		A2	B2	A1	B1
Size (mm)	210 x 160	225 x 325	320 x 450	350 x 510	325 x 650	450 x 650	510 x 720	650 x 910	720 x 1020
Rate p/000	\$90 p/side	\$90 p/side	\$100 p/side	\$100 p/side	\$120 p/side	\$150 p/side	\$180 p/side	\$260 p/side	\$300 p/side
Min Charge	\$60	\$60	\$60	\$80	\$80	\$80	\$80	\$80	\$80

# Digital Super-Stick Gloss & Matt Lamination

Reduces the risk of de-lamination on toner-based print


Always leave a minimum of 15mm grip, and minimum 10mm trims on all jobs.  
Remember to cost in enough overs per process to ensure your job makes quantity.  
Always send a fully marked up worksheet with the job to indicate which side and process.



Size	SRA3 GLOSS	SRA3 MATT	650 x 320mm GLOSS	650 x 320mm MATT
Size	320 x 450mm	320 X 450mm	650 x 320mm	650 x 320mm
Rate p/000 sheets	\$200 p/side	\$200 p/side	\$450 p/side	\$450 p/side
Minimum Charge	\$60	\$60	\$80	\$80



# Glueable Gloss & Matt Lamination



Presentation folder or carton glueing requirement?  
Our glueable celloshen may just be the answer.

Always leave a minimum of 15mm grip, and minimum 10mm trims on all jobs.  
Remember to cost in enough overs per process to ensure your job makes quantity.

Size	SRA3	B3		A2	B2	A1	B1
Size	320 x 450mm	350 x 510mm	325 x 650mm	450 x 650mm	510 x 720mm	650 x 910mm	720 x 1020mm
GLOSS Rate/000	\$160 p/side	\$180 p/side	\$180 p/side	\$210 p/side	\$250 p/side	\$380 p/side	\$470 p/side
MATT Rate/000	\$180 p/side	\$220 p/side	\$240 p/side	\$300 p/side	\$350 p/side	\$550 p/side	\$650 p/side
Min Charge	\$80	\$80	\$80	\$80	\$80	\$80	\$80

# Glueable & Printable Metallised Polyester



Ideal for where your client is looking for a reflective, gold or silver mirror-like finish.

Always leave a minimum of 15mm grip, and minimum 10mm trims on all jobs.  
Remember to cost in enough overs per process to ensure your job makes quantity.

Size	SRA3	B3		A2	B2	A1	B1
Size	320 x 450mm	350 x 510mm	325 x 650mm	450 x 650mm	510 x 720mm	650 x 910mm	720 x 1020mm
SILVER Rate/000	\$180	\$200	\$200	\$230	\$270	\$400	\$500
GOLD Rate/000	\$200	\$220	\$220	\$250	\$290	\$450	\$550
Min Charge	\$80	\$80	\$80	\$80	\$80	\$80	\$80

# Gloss Encapsulation



Sealed edge lamination with a range of thicknesses

Items to be encapsulated to be supplied to us at final trim size.  
Encapsulation typically leaves a 3-5mm protective plastic border around your print.  
These films can be used to thicken up print and diecut afterwards, eg. membership cards  
For custom sizes, matt and other options, please contact us.  
Minimum charge \$60.00

	B/Cards	A5/A6/DL	A4	A3	A2	A1	A0
80 Micron	N/A	\$0.60	\$0.80	\$1.60	\$3.20	\$6.40	N/A
125 Micron	N/A	\$0.80	\$1.00	\$2.00	\$4.00	\$8.00	N/A
150 Micron	\$1.20 (pouch)	\$1.00	\$1.20	\$2.40	\$4.80	N/A	N/A
250 Micron	\$N/A	\$POA	\$POA	\$POA	\$POA	N/A	N/A









# Fridge Magnets

Offer your clients fridge magnets in three easy steps.

Minimum stock weight required: 300gsm.

Magnet thickness is 0.4mm

Always leave a minimum of 15mm grip, (on a short edge) and minimum 9mm trims on other sides.

We carry one width: 440mm - therefore your trim to trim needs to be at or inside 425mm.

We have a range of house formes to suit common unit sizes, custom sizes and shapes are welcome.

Call us before printing to ensure your job meets our requirements.



## Step 1 - Apply full magnet and lamination to your *standard* print run

	SRA3 / 450 x 320mm with Standard Gloss or Matt Lamination	SRA3 / 450 x 320mm with Super-stick Gloss or Matt lamination
Make-ready	\$50.00	\$50.00
Up to 500 w/sheets	\$2.00 per worksheet	\$2.10 per worksheet
500+ w/sheets	\$1.90 per worksheet	\$2.00 per worksheet
Min Charge	\$100 (Includes \$50 make-ready)	\$100 (Includes \$50 make-ready)

## Step 1a - Apply full magnet and lamination to your *variable data* print run

	SRA3 / 450 x 320mm with Standard Gloss or Matt Lamination	SRA3 / 450 x 320mm with Super-stick Gloss or Matt lamination
Make-ready	\$50.00	\$50.00
Up to 500 w/sheets	\$2.20 per worksheet	\$2.30 per worksheet
500+ w/sheets	\$2.10 per worksheet	\$2.20 per worksheet
Min Charge	\$100 (Includes \$50 make-ready)	\$100 (Includes \$50 make-ready)

## Step 2 - Forme cut only (Note: this does not include any forme costs)

	SRA3 / 450 x 320mm Standard Print Run	SRA3 / 450 x 320mm Variable Data Print Run
Make-ready	\$80.00	\$80.00
Rate p/000	\$80 per thousand worksheets	\$90 per thousand worksheets
Min Charge	\$100 (Includes \$80 make-ready)	\$100 (Includes \$80 make-ready)

## Step 3 - Strip and pack


	SRA3 / 450 x 320mm Standard Print Run	SRA3 / 450 x 320mm Variable Data Print Run
Strip and pack	\$0.30 per worksheet	\$0.40 per worksheet
Min Charge	\$40	\$40

Tip: Always keep printed text and non-bleed images at least 3mm from forme cutting, trimming areas.

## 20 x 40mm Patch Magnets & D.I.Y.

High speed, patch magnet attachment service.  
 You supply us DL's etc. final trimmed with cartons.  
 We supply and attach a 20 x 40mm patch magnet.

Patch magnets can be applied to most 200+gsm stocks.  
 Booklets, pads, folded brochures, etc. - please call for custom pricing.  
 Extra cartons are charged at \$2.00 each



Number of units	Single Magnet - Basic Application	Multiple/Non-standard/V-Data
Up to 2500	\$50 per thousand units	\$P.O.A.
2,501 to 10,000	\$45 per thousand units	\$P.O.A.
10,000+	\$40 per thousand units	\$P.O.A.
Elastic Banding	\$10 per thousand units	\$P.O.A.
Minimum charge	\$120	\$P.O.A.
<b>D.I.Y. Self-adhesive Patch Magnets</b>	<b>\$90 for a roll of 3,500 units</b>	

## D.I.Y. Self-Adhesive Sheet Magnet Stock

Keep in stock for when you have short runs, where you prefer to apply magnet to your printed sheets in-house.




Size	310 x 440mm	640 x 440mm
0.4mm Loose magnet sheets	\$1.90 per sheet - \$60 Minimum charge	\$3.80 per sheet - \$60 Minimum charge
0.4mm Packs	\$90 - Pack of 50 sheets	\$90 - Pack of 25 sheets

# D.I.Y. Self-adhesive Magnets

440 x 310mm x 0.4mm Sheets

20 x 40mm x 0.4mm Patch Magnets



We supply DIY self-adhesive magnets for ready-to-apply use.

## Our flat sheet magnets come in:

- a convenient size of 440 x 310mm
- 0.4mm industry standard thickness
- as loose sheets or packs of 50

\$1.90 per sheet (\$60.00 minimum charge)

\$90.00 for a pack of 50 sheets

Ideal for short-run, same day, in-house magnet jobs, eg. fridge magnets, business cards  
Simply print to your SRA3 stock - 300gsm recommended,  
peel off the self-adhesive liner, place down carefully, press down and final trim to desired size.

## Our 20 x 40mm patch magnets come in:

- an easy to dispense roll quantity of 3500 units
- 3 inch / 76mm core for upright mounting
- 0.4mm industry standard thickness

\$90.00 per roll

Ideal for calendars, save the date cards, government/council jobs, flyers

**Add value to your print jobs with magnets**

t: (03) 9580 8900 f: (03) 9580 2799


[mordialloc@tlc.net.au](mailto:mordialloc@tlc.net.au)

[tlcdigitalplus.com.au](http://tlcdigitalplus.com.au)

**tlc digital +**

# Forme Cutting & Making


We can have formes made from your file.



NOTE: Basic make-ready is defined as locking-up no more than two rules in the same direction. Additional charges may apply for lengthy make-readies and micro-perfing. Stripping and final head trim also available, please contact us for pricing.

Size	SRA4	SRA3	B3		A2	B2
Size	225 x 325mm	320 x 450mm	350 x 510mm	325 x 650mm	450 x 650mm	510 x 720mm
Rate p/000 sheets	\$40	\$40	\$40	\$40	\$40	\$40
Basic make-ready	\$60	\$60	\$60	\$60	\$60	\$60
Minimum Charge	\$100	\$100	\$100	\$100	\$100	\$100

# Creasing, Perforating, Kiss-cutting, etc.



NOTE: Basic make-ready is defined as locking-up no more than two rules in the same direction. Additional charges may apply for lengthy make-readies and micro-perfing. Stripping and final head trim also available, please contact us for pricing.

Size	SRA4	SRA3	B3		A2	B2
Size	225 x 325mm	320 x 450mm	350 x 510mm	325 x 650mm	450 x 650mm	510 x 720mm
Rate p/000 sheets	\$40	\$40	\$40	\$40	\$40	\$40
Basic make-ready	\$60	\$60	\$60	\$60	\$60	\$60
Minimum Charge	\$100	\$100	\$100	\$100	\$100	\$100

# Film Output from PDF

tlc digital + outputs film in-house.

Supply your file as hi-res PDF, imposed to suit worksheet and in single colour, 100% black only. When emailing files, be sure to reference your file to your purchase order for quick reference.

Email your files to: [mordialloc@tlc.net.au](mailto:mordialloc@tlc.net.au)



Size	SRA3	B3		A2	B2	A1	B1
Size	320 x 450mm	350 x 510mm	325 x 650mm	450 x 650mm	510 x 720mm	650 x 910mm	720 x 1020mm
Rate p/000	\$20	\$30	\$30	\$30	\$40	\$60	\$80

# tlc digital +

Mordialloc

51 DeHavilland Road, Mordialloc VIC 3195

T: (03) 9580 8900

F: (03) 9580 2799

[mordialloc@tlc.net.au](mailto:mordialloc@tlc.net.au)

Hours: 7:30am to 5:00pm Monday to Friday